

← Go to previous page (https://assessmentonline.naac.gov.in/public/index.php/hei/clarification_SSR)

Extended Profile Deviations

Metrics Level Deviations

HEI Name : SURYADATTA COLLEGE OF
HOSPITALITY MANAGEMENT AND TRAVEL
TOURISM

Request Date : 11/05/2018

Number of Clarifications : 14

AISHE ID : C-42019

Response Date : 22/05/2018









Extended ID	Deviation Details and HEI Response	Affected Metrics	Findings of DVV	Response of HEI
1.1	<p>Number of courses offered by the institution across all programs during the last five years</p> <p>HEI Input : 1</p>	1.2.1	<p>Provide supporting document.</p>	<p>Course list attached Under on program various 43 courses are conducted in 3 years.</p> <p>Supporting Document :</p> <p>courses.pdf (https://assessmentonline.naac.g</p>

<p>1.2</p>	<p>Number of self-financed Programs offered by college</p> <p>HEI Input : 1</p>		<p>Provide supporting document.</p>	<p>supporting document. attached</p> <p>Supporting Document : finance.pdf (https://assessmentonline.naac.g</p>										
<p>2.1</p>	<p>Number of students year-wise during the last five years</p> <p>HEI Input :</p> <table border="1" data-bbox="302 1060 521 1247"> <tr> <td>2016-17</td> <td>2015-16</td> <td>2014-15</td> <td>2013-14</td> <td>2012-13</td> </tr> <tr> <td>135</td> <td>125</td> <td>106</td> <td>79</td> <td>88</td> </tr> </table>	2016-17	2015-16	2014-15	2013-14	2012-13	135	125	106	79	88	<p>2.2.3 1.3.3 5.1.1 3.4.4 5.1.5 2.1.1 5.1.2 2.2.2 2.3.3 4.2.6 4.3.2 1.2.3 5.1.4</p>	<p>Provide supporting document.</p>	<p>supporting document attached</p> <p>Supporting Document : YEARS.pdf (https://assessmentonline.naac.g</p>
2016-17	2015-16	2014-15	2013-14	2012-13										
135	125	106	79	88										

<p>2.2</p>	<p>Number of seats earmarked for reserved category as per GOI/State Govt rule year-wise during the last five years</p> <p>HEI Input :</p> <table border="1" data-bbox="305 407 521 592"> <tr> <td>2016-17</td> <td>2015-16</td> <td>2014-15</td> <td>2013-14</td> <td>2012-13</td> </tr> <tr> <td>13</td> <td>19</td> <td>19</td> <td>12</td> <td>6</td> </tr> </table>	2016-17	2015-16	2014-15	2013-14	2012-13	13	19	19	12	6	<p>2.1.3</p>	<p>Provide supporting document.</p>	<p>supporting document attached. Since it is minority college we do not have earmarked reserved seats, we follow SPPU (university) guidelines. Minority certificate is attached with confirmed admission list.</p> <p>Supporting Document :</p> <p>certificate.pdf (https://assessmentonline.naac.gov.in/public/index.php/hei/view_dvvclarification_details?jobid=428)</p>
2016-17	2015-16	2014-15	2013-14	2012-13										
13	19	19	12	6										
<p>2.3</p>	<p>Number of outgoing / final year students year-wise during the last five years</p> <p>HEI Input :</p> <table border="1" data-bbox="305 1058 521 1243"> <tr> <td>2016-17</td> <td>2015-16</td> <td>2014-15</td> <td>2013-14</td> <td>2012-13</td> </tr> <tr> <td>33</td> <td>26</td> <td>26</td> <td>21</td> <td>35</td> </tr> </table>	2016-17	2015-16	2014-15	2013-14	2012-13	33	26	26	21	35	<p>5.2.2 5.2.1</p>	<p>Provide supporting document.</p>	<p>supporting document attached.</p> <p>Supporting Document :</p> <p>Of Student.pdf (https://assessmentonline.naac.gov.in/public/index.php/hei/view_dvvclarification_details?jobid=428)</p>
2016-17	2015-16	2014-15	2013-14	2012-13										
33	26	26	21	35										

<p>2.4</p>	<p>Total number of outgoing / final year students</p> <p>HEI Input : 38</p>		<p>Provide supporting document.</p>	<p>supporting document attached for A.Y. 2017 - 18</p> <p>Supporting Document :</p> <p>18.pdf (https://assessmentonline.naac.gov.in,</p>																				
<p>3.1</p>	<p>Number of teachers year-wise during the last five years</p> <p>HEI Input :</p> <table border="1" data-bbox="305 1060 521 1247"> <tr> <td>2016-17</td> <td>2015-16</td> <td>2014-15</td> <td>2013-14</td> <td>2012-13</td> </tr> <tr> <td>11</td> <td>8</td> <td>8</td> <td>6</td> <td>7</td> </tr> </table> <p>Recommended Input :</p> <table border="1" data-bbox="305 1381 521 1568"> <tr> <td>2016-17</td> <td>2015-16</td> <td>2014-15</td> <td>2013-14</td> <td>2012-13</td> </tr> <tr> <td>11</td> <td>8</td> <td>8</td> <td>7</td> <td>6</td> </tr> </table> <p>Remark : Supporting document provide by HEI does not match.</p>	2016-17	2015-16	2014-15	2013-14	2012-13	11	8	8	6	7	2016-17	2015-16	2014-15	2013-14	2012-13	11	8	8	7	6		<p>Provide supporting document.</p>	<p>supporting document attached</p> <p>Supporting Document :</p> <p>years.pdf (https://assessmentonline.naac.gov</p>
2016-17	2015-16	2014-15	2013-14	2012-13																				
11	8	8	6	7																				
2016-17	2015-16	2014-15	2013-14	2012-13																				
11	8	8	7	6																				

<p>3.2</p>	<p>Number of full time teachers year-wise during the last five years</p> <p>HEI Input :</p> <table border="1" data-bbox="305 304 521 489"> <tr> <td>2016-17</td> <td>2015-16</td> <td>2014-15</td> <td>2013-14</td> <td>2012-13</td> </tr> <tr> <td>8</td> <td>8</td> <td>6</td> <td>7</td> <td>6</td> </tr> </table>	2016-17	2015-16	2014-15	2013-14	2012-13	8	8	6	7	6	<p>2.4.4 2.4.3 2.4.2 3.3.4 6.3.4 2.2.2 2.3.2 4.2.6 1.1.3 2.4.1 6.3.2 3.3.3</p>	<p>Provide supporting document.</p>	<p>supporting document attached</p> <p>Supporting Document :</p> <p>years.pdf (https://assessmentonline.naac.gov)</p>
2016-17	2015-16	2014-15	2013-14	2012-13										
8	8	6	7	6										
<p>3.3</p>	<p>Number of sanctioned posts year-wise during the last five years</p> <p>HEI Input :</p> <table border="1" data-bbox="305 1165 521 1350"> <tr> <td>2016-17</td> <td>2015-16</td> <td>2014-15</td> <td>2013-14</td> <td>2012-13</td> </tr> <tr> <td>8</td> <td>8</td> <td>6</td> <td>7</td> <td>6</td> </tr> </table>	2016-17	2015-16	2014-15	2013-14	2012-13	8	8	6	7	6	<p>2.4.5 2.4.1</p>	<p>Provide supporting document.</p>	<p>supporting document attached</p> <p>Supporting Document :</p> <p>post.pdf (https://assessmentonline.naac.gov)</p>
2016-17	2015-16	2014-15	2013-14	2012-13										
8	8	6	7	6										


<p>3.4</p>	<p>Total experience of full-time teachers</p> <p>HEI Input : 200.7 years</p>	<p>2.4.3</p>	<p>Provide supporting document.</p>  	<p>supporting document attached</p>   <p>Supporting Document :</p> <p>experience.pdf (https://assessmentonline.naac.gov)</p>
<p>3.5</p>	<p>Number of full time teachers worked in the institution during the last 5 years</p> <p>HEI Input : 35</p> <p>Recommended Input : 40</p> <p>Remark : Supporting document provide by HEI does not match.</p>	<p>3.1.2</p>	<p>Provide supporting document.</p>  	<p>supporting document attached</p>   <p>Supporting Document :</p> <p>- Copy.pdf (https://assessmentonline.naac.gov)</p>

<p>4.1</p>	<p>Total number of classrooms and seminar halls</p> <p>HEI Input : 5</p>	<p>4.1.3</p>	<p>Provide supporting document.</p>	<p>classrooms and seminar halls photo attached</p> <p>Supporting Document : hall fotos.pdf (https://assessmentonline.naac</p>										
<p>4.2</p>	<p>Total Expenditure excluding salary year-wise during the last five years (INR in Lakhs)</p> <p>HEI Input :</p> <table border="1" data-bbox="305 1129 521 1314"> <tr> <td>2016-17</td> <td>2015-16</td> <td>2014-15</td> <td>2013-14</td> <td>2012-13</td> </tr> <tr> <td>77.20</td> <td>84.84</td> <td>118.32</td> <td>88.10</td> <td>92.90</td> </tr> </table>	2016-17	2015-16	2014-15	2013-14	2012-13	77.20	84.84	118.32	88.10	92.90	<p>4.4.1 7.1.8 4.1.4</p>	<p>Provide supporting document.</p>	<p>CA report attached - Expenditure excluding salary year wise during the last five years</p> <p>Supporting Document : salary.pdf (https://assessmentonline.naac.gov</p>
2016-17	2015-16	2014-15	2013-14	2012-13										
77.20	84.84	118.32	88.10	92.90										

4.3	Number of computers HEI Input : 37	4.3.2	Provide supporting document.	Computer lab Photo attached
-----	--	-------	------------------------------	-----------------------------

Supporting Document :

Lab Pic.pdf (<https://assessmentonline.naac.g>)



Copyright © 2017 naac.gov.in (<http://www.naac.gov.in/>). All rights reserved.

← Go to previous page (https://assessmentonline.naac.gov.in/public/index.php/hei/clarification_SSR)

Extended Profile Deviations

Metrics Level Deviations

HEI Name : SURYADATTA COLLEGE OF
HOSPITALITY MANAGEMENT AND TRAVEL
TOURISM

Assignment Date : 04/05/2018

Number of Clarifications : 45

AISHE ID : C-42019

Last Date : 19/05/2018

Metric ID	Deviation Details and HEI Response	Findings of DVV										
1.1.2	<p>Number of certificate/diploma program introduced during the last five years</p> <p>1.1.2.1. Number of certificate/diploma programs introduced year-wise during the last five years</p> <p>HEI Input :</p> <table border="1"> <thead> <tr> <th>2016-17</th> <th>2015-16</th> <th>2014-15</th> <th>2013-14</th> <th>2012-13</th> </tr> </thead> <tbody> <tr> <td>7</td> <td>6</td> <td>0</td> <td>4</td> <td>0</td> </tr> </tbody> </table> <p>Attached Documents :</p> <p>1.Details of the certificate/Diploma programs (https://assessmentonline.naac.gov.in/storage/app/hei/SSR/101065/1.1.2_1515403409_1077.xlsx)</p>	2016-17	2015-16	2014-15	2013-14	2012-13	7	6	0	4	0	<p>Provide the minutes of academic council meetings or Syllabus copy of certificate/Diploma program for 2016-17.</p>
2016-17	2015-16	2014-15	2013-14	2012-13								
7	6	0	4	0								

<p>1.2.3</p>	<p>Average percentage of students enrolled in subject related Certificate/ Diploma programs/Add-on programs as against the total number of students during the last five years</p> <p>1.2.3.1. Number of students enrolled in subject related Certificate or Diploma or Add-on programs year-wise during the last five years</p> <p>HEI Input :</p> <table border="1" data-bbox="269 323 1318 478"> <thead> <tr> <th>2016-17</th> <th>2015-16</th> <th>2014-15</th> <th>2013-14</th> <th>2012-13</th> </tr> </thead> <tbody> <tr> <td>3</td> <td>2</td> <td>11</td> <td>6</td> <td>6</td> </tr> </tbody> </table> <p>Attached Documents :</p> <p>1.Details of the students enrolled in Subjects related to certificate/Diploma/Add-on programs (https://assessmentonline.naac.gov.in/storage/app/hei/SSR/101065/1.2.3_1515403856_1077.xlsx)</p>	2016-17	2015-16	2014-15	2013-14	2012-13	3	2	11	6	6	<p>Provide certific students enroll subject related Certificate or D or Add-on prog 2016-17 or pro admission repo students enroll</p>
2016-17	2015-16	2014-15	2013-14	2012-13								
3	2	11	6	6								
<p>1.3.3</p>	<p>Percentage of students undertaking field projects / internships</p> <p>1.3.3.1. Number of students undertaking field projects or internships</p> <p>HEI Input : 154</p> <p>DVV suggested Input : 41</p> <p>HEI clarification Input : 41</p> <p>Recommended Input : 41</p> <p>Attached Documents :</p> <p>1.List of students enrolled (https://assessmentonline.naac.gov.in/storage/app/hei/SSR/101065/1.3.3_1515407283_1077.xls) 2.Institutional data in prescribed format (https://assessmentonline.naac.gov.in/storage/app/hei/SSR/101065/1.3.3_1515406430_1077.xlsx)</p>	<p>Supporting doc provided by HE not match. Pro internship certi for any 7 stude academic year 17.</p>										

<p>2.1.1</p>	<p>Average percentage of students from other States and Countries during the last five years</p> <p>2.1.1.1. Number of students from other states and countries year-wise during the last five years</p> <p>HEI Input :</p> <table border="1" data-bbox="267 254 1318 407"> <thead> <tr> <th>2016-17</th> <th>2015-16</th> <th>2014-15</th> <th>2013-14</th> <th>2012-13</th> </tr> </thead> <tbody> <tr> <td>3</td> <td>7</td> <td>10</td> <td>8</td> <td>3</td> </tr> </tbody> </table> <p>Attached Documents :</p> <p>1.List of students (other states and countries) (https://assessmentonline.naac.gov.in/storage/app/hei/SSR/101065/2.1.1_1515500398_1077.xlsx) 2.Institutional data in prescribed format (https://assessmentonline.naac.gov.in/storage/app/hei/SSR/101065/2.1.1_1515471986_1077.xls)</p>	2016-17	2015-16	2014-15	2013-14	2012-13	3	7	10	8	3	<p>Provide Passport/domic certificate of B SURAJ, BORAH CHOPRA ISHIT, CHOPRA ISHIT, CHOPRA ISHIT, RAVAL FORUM JITENDRA.</p>																																								
2016-17	2015-16	2014-15	2013-14	2012-13																																																
3	7	10	8	3																																																
<p>2.1.2</p>	<p>Average Enrollment percentage (Average of last five years)</p> <p>2.1.2.1. Number of students admitted year-wise during the last five years</p> <p>HEI Input :</p> <table border="1" data-bbox="267 930 1318 1083"> <thead> <tr> <th>2016-17</th> <th>2015-16</th> <th>2014-15</th> <th>2013-14</th> <th>2012-13</th> </tr> </thead> <tbody> <tr> <td>61</td> <td>60</td> <td>52</td> <td>29</td> <td>24</td> </tr> </tbody> </table> <p>DVV suggested Input :</p> <table border="1" data-bbox="267 1155 1318 1308"> <thead> <tr> <th>2016-17</th> <th>2015-16</th> <th>2014-15</th> <th>2013-14</th> <th>2012-13</th> </tr> </thead> <tbody> <tr> <td>61</td> <td>60</td> <td>52</td> <td>29</td> <td>0</td> </tr> </tbody> </table> <p>HEI clarification Input :</p> <table border="1" data-bbox="267 1375 1318 1528"> <thead> <tr> <th>2016-17</th> <th>2015-16</th> <th>2014-15</th> <th>2013-14</th> <th>2012-13</th> </tr> </thead> <tbody> <tr> <td>61</td> <td>60</td> <td>52</td> <td>29</td> <td>22431</td> </tr> </tbody> </table> <p>Recommended Input :</p> <table border="1" data-bbox="267 1627 1318 1780"> <thead> <tr> <th>2016-17</th> <th>2015-16</th> <th>2014-15</th> <th>2013-14</th> <th>2012-13</th> </tr> </thead> <tbody> <tr> <td>61</td> <td>60</td> <td>52</td> <td>29</td> <td>31</td> </tr> </tbody> </table> <p>2.1.2.2. Number of sanctioned seats year-wise during the last five years</p> <p>HEI Input :</p> <table border="1" data-bbox="267 1917 1318 1990"> <thead> <tr> <th>2016-17</th> <th>2015-16</th> <th>2014-15</th> <th>2013-14</th> <th>2012-13</th> </tr> </thead> <tbody> <tr> <td></td> <td></td> <td></td> <td></td> <td></td> </tr> </tbody> </table>	2016-17	2015-16	2014-15	2013-14	2012-13	61	60	52	29	24	2016-17	2015-16	2014-15	2013-14	2012-13	61	60	52	29	0	2016-17	2015-16	2014-15	2013-14	2012-13	61	60	52	29	22431	2016-17	2015-16	2014-15	2013-14	2012-13	61	60	52	29	31	2016-17	2015-16	2014-15	2013-14	2012-13						<p>Data mismatch 2012-13 with the supporting documents attached. Provide Admission notice published in the website of HEI sanctioned stream OR IQAC analysis report on demand of programs the</p>
2016-17	2015-16	2014-15	2013-14	2012-13																																																
61	60	52	29	24																																																
2016-17	2015-16	2014-15	2013-14	2012-13																																																
61	60	52	29	0																																																
2016-17	2015-16	2014-15	2013-14	2012-13																																																
61	60	52	29	22431																																																
2016-17	2015-16	2014-15	2013-14	2012-13																																																
61	60	52	29	31																																																
2016-17	2015-16	2014-15	2013-14	2012-13																																																

61	60	60	60	60
----	----	----	----	----

Recommended Input :

2016-17	2015-16	2014-15	2013-14	2012-13
61	60	60	60	60

Remark :

As per supporting documents.

Attached Documents :

1.Institutional data in prescribed format

(https://assessmentonline.naac.gov.in/storage/app/hei/SSR/101065/2.1.2_1515473340_1077.xlsx)

2.1.3

Average percentage of seats filled against seats reserved for various categories as per applicable reservation policy during the last five years

2.1.3.1. Number of actual students admitted from the reserved categories year-wise during the last five years

HEI Input :

2016-17	2015-16	2014-15	2013-14	2012-13
9	11	7	6	6

DVV suggested Input :

2016-17	2015-16	2014-15	2013-14	2012-13
45	40	39	27	0

HEI clarification Input : No answer change

Recommended Input :

2016-17	2015-16	2014-15	2013-14	2012-13
45	40	39	27	0

Attached Documents :

1.Institutional data in prescribed format

(https://assessmentonline.naac.gov.in/storage/app/hei/SSR/101065/2.1.3_1515586102_1077.xlsx)


2.Any additional information

(https://assessmentonline.naac.gov.in/storage/app/hei/SSR/101065/2.1.3_1515932649_1077.pdf)

Supporting doc provided by HEI not match. The earmarked are then students admitted, please clarify. Provide letter issued by govt. Indicating reserved categories be considered :

2.2.2	<p>Student - Full time teacher ratio</p> <p>Attached Documents :</p> <p>1.Institutional data in prescribed format (https://assessmentonline.naac.gov.in/storage/app/hei/SSR/101065/2.2.2_1515474154_1077.xlsx)</p>	<p>Provide the appointment le UG and 2 PG te</p>
2.3.2	<p>Percentage of teachers using ICT for effective teaching with Learning Management Systems (LMS), E-learning resources etc.</p> <p>2.3.2.1. Number of teachers using ICT</p> <p>HEI Input : 14</p> <p>Attached Documents :</p> <p>1.List of teachers (using ICT for teaching) (https://assessmentonline.naac.gov.in/storage/app/hei/SSR/101065/2.3.2_1515475203_1077.xlsx)</p>	<p>Provide photos, the institute we showcasing tea using ICT for e teaching with L Management S (LMS).</p>

<p>2.3.3</p>	<p>Ratio of students to mentor for academic and stress related issues</p> <p>2.3.3.1. Number of mentors</p> <p>HEI Input : 9</p> <p>DVV suggested Input : 8</p> <p>HEI clarification Input : 8</p> <p>Recommended Input : 8</p> <p>Attached Documents :</p> <p>1.Year wise list of number of students, full time teachers and students to mentor ratio (https://assessmentonline.naac.gov.in/storage/app/hei/SSR/101065/2.3.3_1515475529_1077.xlsx)</p>	<p>Provide Copy of circular pertaining details of mentors and their allotted mentor OR Approved Mentor list as announced by the HEI OR Allotment order of mentor and mentee.</p>
<p>2.4.1</p>	<p>Average percentage of full time teachers against sanctioned posts during the last five years</p> <p>Attached Documents :</p> <p>1.Year wise full time teachers and sanctioned posts for 5 years (https://assessmentonline.naac.gov.in/storage/app/hei/SSR/101065/2.4.1_1515670577_1077.xlsx)</p>	<p>Provide appointment letters of Dr. Arun D'Souza, Prof. S. Naik, Prof. Prerak Suryawanshi, Pooja Shivankar, Jyoti Raju.</p>

2.4.3	<p>Teaching experience per full time teacher in number of years</p> <p>Attached Documents :</p> <p>1.List of Teachers including their PAN, designation,dept and experience details (https://assessmentonline.naac.gov.in/storage/app/hei/SSR/101065/2.4.3_1515494429_1077.xlsx)</p>	<p>Provide service of Dr Prof Anth Dsouza, Asst Pr Samira Naik, As Prasad Khulge, Prof Chetan Mungatiwar, As Premraj Suryav</p> 
-------	--	---

2.4.4

Percentage of full time teachers who received awards, recognition, fellowships at State, National, International level from Government, recognised bodies during the last five years

2.4.4.1. Number of full time teachers receiving awards from state /national /international level from Government recognised bodies year-wise during the last five years

HEI Input :

2016-17	2015-16	2014-15	2013-14	2012-13
2	0	0	0	0

DVV suggested Input :

2016-17	2015-16	2014-15	2013-14	2012-13
1	0	0	0	0

HEI clarification Input :

2016-17	2015-16	2014-15	2013-14	2012-13
2	0	0	0	0

Recommended Input :

2016-17	2015-16	2014-15	2013-14	2012-13
2	0	0	0	0

Attached Documents :

1. Institutional data in prescribed format

(https://assessmentonline.naac.gov.in/storage/app/hei/SSR/101065/2.4.4_1515494602_1077.xlsx)

2. e-copies of award letters (scanned or soft copy)

(https://assessmentonline.naac.gov.in/storage/app/hei/SSR/101065/2.4.4_1515932886_1077.pdf)

Data mismatch
2016-17 with th
supporting doc
Provide e-copie
award letters o
ATUL DESHPAN

<p>2.6.3</p>	<p>Average pass percentage of Students</p> <p>2.6.3.1. Total number of final year students who passed the examination conducted by Institution.</p> <p>HEI Input : 114</p> <p>2.6.3.2. Total number of final year students who appeared for the examination conducted by the institution</p> <p>HEI Input : 141</p> <p>Attached Documents :</p> <p>1.Institutional data in prescribed format (https://assessmentonline.naac.gov.in/storage/app/hei/SSR/101065/2.6.3_1515498948_1077.xlsx)</p>	<p>Provide annual of number of fi students who p the university examination.</p>
--------------	--	--

3.2.2 Number of workshops/seminars conducted on Intellectual Property Rights (IPR) and Industry-Academia Innovative practices during the last five years

3.2.2.1. Number of workshops/seminars conducted on Intellectual Property Rights (IPR) and Industry-Academia Innovative practices year-wise during the last five years

HEI Input :

2016-17	2015-16	2014-15	2013-14	2012-13
1	1	1	1	1

DVV suggested Input :

2016-17	2015-16	2014-15	2013-14	2012-13
1	1	0	2	1

HEI clarification Input :

2016-17	2015-16	2014-15	2013-14	2012-13
1	1	0	2	1

Recommended Input :

2016-17	2015-16	2014-15	2013-14	2012-13
1	1	0	2	1

Attached Documents :

1.List of workshops/seminars during the last 5 years
(https://assessmentonline.naac.gov.in/storage/app/hei/SSR/101065/3.2.2_1515565484_1077.xlsx)

Data mismatch 2013-15 with the supporting documents attached. Provide report of the error. Provide copy of circular/brochure report of Role of Human Resource Controlling Authority Quick Service

3.3.4 Number of books and chapters in edited volumes/books published and papers in national/international conference proceedings per teacher during the last five years

3.3.4.1. Total number of books and chapters in edited volumes / books published, and papers in national/international conference-proceedings year-wise during the last five years

HEI Input :

2016-17	2015-16	2014-15	2013-14	2012-13
2	3	3	0	0

Attached Documents :

1.List books and chapters in edited volumes / books published
(https://assessmentonline.naac.gov.in/storage/app/hei/SSR/101065/3.3.4_1515566322_1077.xlsx)

Provide e-copy first page of the /chapter published SURYA - The E Journal of Com & Management Thought, .

3.4.3

Number of extension and outreach Programs conducted in collaboration with Industry, Community and Non- Government Organizations through NSS/ NCC/ Red Cross/ YRC etc., during the last five years

3.4.3.1. Number of extension and outreach Programs conducted in collaboration with Industry, Community and Non- Government Organizations through NSS/ NCC/ Red Cross/ YRC etc., year-wise during the last five years

HEI Input :

2016-17	2015-16	2014-15	2013-14	2012-13
8	9	6	0	0

DVV suggested Input :

2016-17	2015-16	2014-15	2013-14	2012-13
3	8	9	6	0

HEI clarification Input :

2016-17	2015-16	2014-15	2013-14	2012-13
3	8	9	6	0

Recommended Input :

2016-17	2015-16	2014-15	2013-14	2012-13
3	8	9	6	0

Attached Documents :

1.Number of extension and outreach programs conducted with industry,community etc for the last five years

(https://assessmentonline.naac.gov.in/storage/app/hei/SSR/101065/3.4.3_1515568423_1077.xlsx)

Supporting doc provided by HE not match. Pro copy of circular/brochu report of ZERO PLASTIC ABHIY BHUGAO, SAFE CLEANLINESS I TO ZP SCHOOL STUDENTS. SA

3.4.4

Average percentage of students participating in extension activities with Government Organisations, Non-Government Organisations and programs such as Swachh Bharat, Aids Awareness, Gender Issue, etc. during the last five years

3.4.4.1. Total number of students participating in extension activities with Government Organisations, Non-Government Organisations and programs such as Swachh Bharat, Aids Awareness, Gender Issue, etc. year-wise during the last five years

HEI Input :

2016-17	2015-16	2014-15	2013-14	2012-13
9	4	4	3	1

DVV suggested Input :

2016-17	2015-16	2014-15	2013-14	2012-13
9	7	4	3	1

HEI clarification Input :

2016-17	2015-16	2014-15	2013-14	2012-13
9	7	4	3	1

Recommended Input :

2016-17	2015-16	2014-15	2013-14	2012-13
9	7	4	3	1

Attached Documents :

1.Average percentage of students participating in extension activities with Govt. or NGO etc.
(https://assessmentonline.naac.gov.in/storage/app/hei/SSR/101065/3.4.4_1515822956_1077.xlsx)

Data mismatch 2015-16 with the supporting documents attached. Provide report of the event. Provide copy of the circular/brochure report of BLOOD DONATION Campaign. Essay Competition Save Girl Child.

3.5.1

Number of linkages for faculty exchange, student exchange, internship, field trip, on-the-job training, research, etc during the last five years

3.5.1.1. Number of linkages for faculty exchange, student exchange, internship, field trip, on-the-job training, research, etc year-wise during the last five years

HEI Input :

2016-17	2015-16	2014-15	2013-14	2012-13
17	15	14	12	10

DVV suggested Input :

2016-17	2015-16	2014-15	2013-14	2012-13
5	8	7	5	3

HEI clarification Input :

2016-17	2015-16	2014-15	2013-14	2012-13
17	15	14	12	10


Recommended Input :

2016-17	2015-16	2014-15	2013-14	2012-13
17	15	14	12	10

Attached Documents :

1.Number of Collaborative activities for research, faculty etc.
 (https://assessmentonline.naac.gov.in/storage/app/hei/SSR/101065/3.5.1_1515930788_1077.xls)

Supporting doc provided by HEI not match. Pro copies of HOTEL/ INTERNSHIP, S TOUR/ WINERY/ INDUSTRY VIS



3.5.2 Number of functional MoUs with institutions of National/ International importance, Other Institutions, Industries, Corporate houses etc., during the last five years (only functional MoUs with ongoing activities to be considered)

3.5.2.1. Number of functional MoUs with institutions of national, international importance, other universities, industries, corporate houses etc. year-wise during the last five years (only functional MoUs with ongoing activities to be considered)

HEI Input :

2016-17	2015-16	2014-15	2013-14	2012-13
2	2	1	0	0

DVV suggested Input :

2016-17	2015-16	2014-15	2013-14	2012-13
2	2	2	2	2

HEI clarification Input :

2016-17	2015-16	2014-15	2013-14	2012-13
2	2	2	2	2

Recommended Input :

2016-17	2015-16	2014-15	2013-14	2012-13
2	2	2	2	2

Attached Documents :

1.e-copies of the MoUs with institution/ industry/ corporate house
 (https://assessmentonline.naac.gov.in/storage/app/hei/SSR/101065/3.5.2_1515755127_1077.pdf)
 2.Details of functional MoUs with institutions of national, international importance,other universities etc. during the last five years
 (https://assessmentonline.naac.gov.in/storage/app/hei/SSR/101065/3.5.2_1515823061_1077.xlsx)

Supporting doc provided by HE not match.

<p>4.1.4</p>	<p>Average percentage of budget allocation, excluding salary for infrastructure augmentation during the last five years.</p> <p>4.1.4.1. Budget allocation for infrastructure augmentation, excluding salary year-wise during the last five years (INR in Lakhs)</p> <p>HEI Input :</p> <table border="1" data-bbox="267 321 1318 474"> <thead> <tr> <th>2016-17</th> <th>2015-16</th> <th>2014-15</th> <th>2013-14</th> <th>2012-13</th> </tr> </thead> <tbody> <tr> <td>3.48</td> <td>0.01</td> <td>1.07</td> <td>45.67</td> <td>24.20</td> </tr> </tbody> </table> <p>Attached Documents :</p> <p>1.Details of budget allocation, excluding salary during the last five years (https://assessmentonline.naac.gov.in/storage/app/hei/SSR/101065/4.1.4_1515920441_1077.xlsx)</p> <p>2.Audited utilization statements (https://assessmentonline.naac.gov.in/storage/app/hei/SSR/101065/4.1.4_1515923259_1077.pdf)</p>	2016-17	2015-16	2014-15	2013-14	2012-13	3.48	0.01	1.07	45.67	24.20	<p>Please re-submit excel sheet as it does not match the supporting document. Provide certified extracted Audited statement Budget allocation for infrastructure augmentation, excluding salary</p>
2016-17	2015-16	2014-15	2013-14	2012-13								
3.48	0.01	1.07	45.67	24.20								
<p>4.2.3</p>	<p>Does the institution have the following:</p> <ol style="list-style-type: none"> 1. e-journals 2. e-ShodhSindhu 3. Shodhganga Membership 4. e-books 5. Databases <p>HEI Input :</p> <p>B. Any 3 of the above</p> <p>Attached Documents :</p> <p>1.Details of subscriptions like e-journals,e-ShodhSindhu,Shodhganga Membership etc. (https://assessmentonline.naac.gov.in/storage/app/hei/SSR/101065/4.2.3_1515571643_1077.xlsx)</p>	<p>Provide subscription/membership letter for e-journals, ShodhSindhu, Shodhganga Membership, books Database</p>										

<p>4.2.4</p>	<p>Average annual expenditure for purchase of books and journals during the last five years (INR in Lakhs)</p> <p>4.2.4.1. Annual expenditure for purchase of books and journals year-wise during the last five years (INR in Lakhs)</p> <p>HEI Input :</p> <table border="1" data-bbox="267 321 1318 474"> <thead> <tr> <th>2016-17</th> <th>2015-16</th> <th>2014-15</th> <th>2013-14</th> <th>2012-13</th> </tr> </thead> <tbody> <tr> <td>1.61</td> <td>1.05</td> <td>0.93</td> <td>1.24</td> <td>2.33</td> </tr> </tbody> </table> <p>DVV suggested Input :</p> <table border="1" data-bbox="267 546 1318 699"> <thead> <tr> <th>2016-17</th> <th>2015-16</th> <th>2014-15</th> <th>2013-14</th> <th>2012-13</th> </tr> </thead> <tbody> <tr> <td>1.92</td> <td>0</td> <td>0.30</td> <td>0.33</td> <td>0.26</td> </tr> </tbody> </table> <p>HEI clarification Input :</p> <table border="1" data-bbox="267 766 1318 919"> <thead> <tr> <th>2016-17</th> <th>2015-16</th> <th>2014-15</th> <th>2013-14</th> <th>2012-13</th> </tr> </thead> <tbody> <tr> <td>1.12</td> <td>0</td> <td>0.30</td> <td>0.33</td> <td>0.26</td> </tr> </tbody> </table> <p>Recommended Input :</p> <table border="1" data-bbox="267 1020 1318 1173"> <thead> <tr> <th>2016-17</th> <th>2015-16</th> <th>2014-15</th> <th>2013-14</th> <th>2012-13</th> </tr> </thead> <tbody> <tr> <td>1.12</td> <td>0</td> <td>0.30</td> <td>0.33</td> <td>0.26</td> </tr> </tbody> </table> <p>Attached Documents :</p> <p>1.Details of annual expenditure for purchase of books and journals during the last five years (https://assessmentonline.naac.gov.in/storage/app/hei/SSR/101065/4.2.4_1515920304_1077.xlsx)</p> <p>2.Any additional information (https://assessmentonline.naac.gov.in/storage/app/hei/SSR/101065/4.2.4_1515924030_1077.pdf)</p>	2016-17	2015-16	2014-15	2013-14	2012-13	1.61	1.05	0.93	1.24	2.33	2016-17	2015-16	2014-15	2013-14	2012-13	1.92	0	0.30	0.33	0.26	2016-17	2015-16	2014-15	2013-14	2012-13	1.12	0	0.30	0.33	0.26	2016-17	2015-16	2014-15	2013-14	2012-13	1.12	0	0.30	0.33	0.26	<p>Supporting doc provided by HEI not match. Proceeding of I Committee meeting allocation of fund utilization of fu</p>
2016-17	2015-16	2014-15	2013-14	2012-13																																						
1.61	1.05	0.93	1.24	2.33																																						
2016-17	2015-16	2014-15	2013-14	2012-13																																						
1.92	0	0.30	0.33	0.26																																						
2016-17	2015-16	2014-15	2013-14	2012-13																																						
1.12	0	0.30	0.33	0.26																																						
2016-17	2015-16	2014-15	2013-14	2012-13																																						
1.12	0	0.30	0.33	0.26																																						
<p>4.2.5</p>	<p>Availability of remote access to e-resources of the library</p> <p>HEI Input : Yes</p> <p>Attached Documents :</p> <p>1.Details of remote access to e-resources of the library (https://assessmentonline.naac.gov.in/storage/app/hei/SSR/101065/4.2.5_1515572735_1077.xlsx)</p>	<p>Provide the link remote access resources or screenshot for Gateway used for remote access.</p>																																								

<p>4.3.2</p>	<p>Student - Computer ratio</p> <p>Attached Documents :</p> <p>1.Student - Computer ratio (https://assessmentonline.naac.gov.in/storage/app/hei/SSR/101065/4.3.2_1515573023_1077.xlsx)</p>	<p>Provide the photo of computer lab C register of computer lab</p>										
<p>4.3.3</p>	<p>Available bandwidth of internet connection in the Institution (Lease line)</p> <p>HEI Input : 5-20 MBPS</p> <p>Attached Documents :</p> <p>1.Details of available bandwidth of internet connection in the Institution (https://assessmentonline.naac.gov.in/storage/app/hei/SSR/101065/4.3.3_1515674987_1077.xlsx)</p>	<p>Provide leased bandwidth of Available bandwidth of internet connection in the Institution</p>										
<p>5.1.2</p>	<p>Average percentage of students benefited by scholarships, freeships, etc. provided by the institution besides government schemes during the last five years</p> <p>5.1.2.1. Total number of students benefited by scholarships, freeships, etc provided by the institution besides government schemes year-wise during the last five years</p> <p>HEI Input :</p> <table border="1" data-bbox="269 1495 1318 1648"> <thead> <tr> <th>2016-17</th> <th>2015-16</th> <th>2014-15</th> <th>2013-14</th> <th>2012-13</th> </tr> </thead> <tbody> <tr> <td>1</td> <td>4</td> <td>0</td> <td>0</td> <td>0</td> </tr> </tbody> </table> <p>Attached Documents :</p> <p>1.Number of students benefited by scholarships and freeships besides government schemes in last 5 years (https://assessmentonline.naac.gov.in/storage/app/hei/SSR/101065/5.1.2_1515636578_1077.xlsx)</p>	2016-17	2015-16	2014-15	2013-14	2012-13	1	4	0	0	0	<p>Provide sanction or certificate of scholarship/freeship for the students for the year 2016-17 and 2015-16.</p>
2016-17	2015-16	2014-15	2013-14	2012-13								
1	4	0	0	0								

<p>5.1.3</p>	<p>Number of capability enhancement and development schemes –</p> <ol style="list-style-type: none"> 1. For competitive examinations 2. Career counselling 3. Soft skill development 4. Remedial coaching 5. Language lab 6. Bridge courses 7. Yoga and meditation 8. Personal Counselling <p>HEI Input : B. Any 6 of the above</p> <p>Attached Documents :</p>	<p>Provide weblin competitive examinations C counselling Sof development R coaching Langu Bridge courses and meditation Personal Couns</p>										
<p>5.1.6</p>	<p>The institution has a transparent mechanism for timely redressal of student grievances including sexual harassment and ragging cases</p> <p>HEI Input : Yes</p> <p>Attached Documents :</p> <p>1.Details of student grievances including sexual harassment and ragging cases (https://assessmentonline.naac.gov.in/storage/app/hei/SSR/101065/5.1.6_1515636784_1077.xlsx)</p>	<p>Provide the mir student redress committee , pr on sexual haras and anti raggin committee or circular/weblin report justifying objective.</p>										
<p>5.2.1</p>	<p>Average percentage of placement of outgoing students during the last five years</p> <p>5.2.1.1. Number of outgoing students placed year-wise during the last five years</p> <p>HEI Input :</p> <table border="1" data-bbox="269 1528 1318 1682"> <thead> <tr> <th>2016-17</th> <th>2015-16</th> <th>2014-15</th> <th>2013-14</th> <th>2012-13</th> </tr> </thead> <tbody> <tr> <td>20</td> <td>11</td> <td>21</td> <td>16</td> <td>23</td> </tr> </tbody> </table> <p>Attached Documents :</p> <p>1.Details of student placement during the last five years (https://assessmentonline.naac.gov.in/storage/app/hei/SSR/101065/5.2.1_1515636933_1077.xlsx)</p>	2016-17	2015-16	2014-15	2013-14	2012-13	20	11	21	16	23	<p>Provide placem certificate of ou students placed 10 in 2016-17) Annual placem report.</p>
2016-17	2015-16	2014-15	2013-14	2012-13								
20	11	21	16	23								

<p>5.2.2</p>	<p>Percentage of student progression to higher education (previous graduating batch)</p> <p>5.2.2.1. Number of outgoing students progressing to higher education</p> <p>HEI Input : 2</p> <p>Attached Documents :</p> <p>1.Details of student progression to higher education (https://assessmentonline.naac.gov.in/storage/app/hei/SSR/101065/5.2.2_1515666350_1077.xlsx)</p>	<p>Provide support document of outgoing students progressing to higher education</p>
--------------	---	--

5.2.3

Average percentage of students qualifying in State/ National/ International level examinations during the last five years (eg: NET/ SLET/ GATE/ GMAT/ CAT/ GRE/ TOEFL/ Civil Services/State government examinations)

5.2.3.1. Number of students qualifying in state/ national/ international level examinations (eg: JAM/CLAT/NET/ SLET/ GATE/ GMAT/CAT/GRE/ TOEFL/ Civil Services/ State government examinations) year wise during last five years

HEI Input :

2016-17	2015-16	2014-15	2013-14	2012-13
2	2	1	1	1

5.2.3.2. Number of students who have appeared for the exams year-wise during the last five years

HEI Input :

2016-17	2015-16	2014-15	2013-14	2012-13
2	2	1	1	1

DVV suggested Input :

2016-17	2015-16	2014-15	2013-14	2012-13
2	2	1	0	1

HEI clarification Input :

2016-17	2015-16	2014-15	2013-14	2012-13
2	2	1	0	1

Recommended Input :

2016-17	2015-16	2014-15	2013-14	2012-13
2	2	1	0	1

Attached Documents :

1.Number of students qualifying in state/ national/ international level examinations during the last five years
(https://assessmentonline.naac.gov.in/storage/app/hei/SSR/101065/5.2.3_1515668581_1077.xlsx)

Data mismatch 2013-14 with the supporting documents. Provide annual data of students qualifying in state/ national/ international level examinations (Civil Services/State NET/SLET/GATE/GMAT/CAT/GRE/TOEFL/Civil Services/State

<p>5.3.3</p>	<p>Average number of sports and cultural activities/ competitions organised at the institution level per year</p> <p>5.3.3.1. Number of sports and cultural activities / competitions organised at the institution level year-wise during the last five years</p> <p>HEI Input :</p> <table border="1" data-bbox="267 321 1318 474"> <thead> <tr> <th>2016-17</th> <th>2015-16</th> <th>2014-15</th> <th>2013-14</th> <th>2012-13</th> </tr> </thead> <tbody> <tr> <td>6</td> <td>6</td> <td>5</td> <td>5</td> <td>4</td> </tr> </tbody> </table> <p>DVV suggested Input :</p> <table border="1" data-bbox="267 546 1318 699"> <thead> <tr> <th>2016-17</th> <th>2015-16</th> <th>2014-15</th> <th>2013-14</th> <th>2012-13</th> </tr> </thead> <tbody> <tr> <td>6</td> <td>5</td> <td>5</td> <td>5</td> <td>4</td> </tr> </tbody> </table> <p>HEI clarification Input :</p> <table border="1" data-bbox="267 768 1318 921"> <thead> <tr> <th>2016-17</th> <th>2015-16</th> <th>2014-15</th> <th>2013-14</th> <th>2012-13</th> </tr> </thead> <tbody> <tr> <td>6</td> <td>5</td> <td>5</td> <td>5</td> <td>4</td> </tr> </tbody> </table> <p>Recommended Input :</p> <table border="1" data-bbox="267 1020 1318 1173"> <thead> <tr> <th>2016-17</th> <th>2015-16</th> <th>2014-15</th> <th>2013-14</th> <th>2012-13</th> </tr> </thead> <tbody> <tr> <td>6</td> <td>5</td> <td>5</td> <td>5</td> <td>4</td> </tr> </tbody> </table> <p>Attached Documents :</p> <p>1.Number of sports and cultural activities / competitions organised per year (https://assessmentonline.naac.gov.in/storage/app/hei/SSR/101065/5.3.3_1515637533_1077.xlsx)</p>	2016-17	2015-16	2014-15	2013-14	2012-13	6	6	5	5	4	2016-17	2015-16	2014-15	2013-14	2012-13	6	5	5	5	4	2016-17	2015-16	2014-15	2013-14	2012-13	6	5	5	5	4	2016-17	2015-16	2014-15	2013-14	2012-13	6	5	5	5	4	<p>Data mismatch 2015-16 with the supporting documents attached. Provide a circular/brochure report of sports and cultural activities competitions organized at the institution level for CRICKET, BASKETBALL, CHESS. F</p>
2016-17	2015-16	2014-15	2013-14	2012-13																																						
6	6	5	5	4																																						
2016-17	2015-16	2014-15	2013-14	2012-13																																						
6	5	5	5	4																																						
2016-17	2015-16	2014-15	2013-14	2012-13																																						
6	5	5	5	4																																						
2016-17	2015-16	2014-15	2013-14	2012-13																																						
6	5	5	5	4																																						
<p>5.4.2</p>	<p>Alumni contribution during the last five years(INR in Lakhs)</p> <p>HEI Input : <1 Lakh</p> <p>Attached Documents :</p> <p>1.Alumni association audited statements (https://assessmentonline.naac.gov.in/storage/app/hei/SSR/101065/5.4.2_1515637644_1077.xlsx)</p>	<p>Provide a CA certificate extract of audit statement of Alumni contribution or other report for contribution.</p>																																								

5.4.3

Number of Alumni Association / Chapters meetings held during the last five years

5.4.3.1. Number of Alumni Association /Chapters meetings held year-wise during the last five years

HEI Input :

2016-17	2015-16	2014-15	2013-14	2012-13
1	1	1	1	1

DVV suggested Input :

2016-17	2015-16	2014-15	2013-14	2012-13
1	1	1	1	0

HEI clarification Input :

2016-17	2015-16	2014-15	2013-14	2012-13
1	1	1	1	0

Recommended Input :

2016-17	2015-16	2014-15	2013-14	2012-13
1	1	1	1	0

Attached Documents :

- 1.Number of Alumni Association / Chapters meetings conducted during the last five years.
(https://assessmentonline.naac.gov.in/storage/app/hei/SSR/101065/5.4.3_1515667323_1077.xlsx)
- 2.Report of the event (<http://www.schmtt.org/placements/our-proud-alumni.html>)

Data mismatch
2012-13 with the
supporting doc
attached.

<p>6.3.2</p>	<p>Average percentage of teachers provided with financial support to attend conferences/workshops and towards membership fee of professional bodies during the last five years</p> <p>6.3.2.1. Number of teachers provided with financial support to attend conferences / workshops and towards membership fee of professional bodies year-wise during the last five years</p> <p>HEI Input :</p> <table border="1" data-bbox="269 323 1317 476"> <thead> <tr> <th>2016-17</th> <th>2015-16</th> <th>2014-15</th> <th>2013-14</th> <th>2012-13</th> </tr> </thead> <tbody> <tr> <td>7</td> <td>6</td> <td>6</td> <td>6</td> <td>6</td> </tr> </tbody> </table> <p>Attached Documents :</p> <p>1.Details of teachers provided with financial support to attend conferences,workshops etc. during the last five years (https://assessmentonline.naac.gov.in/storage/app/hei/SSR/101065/6.3.2_1515679655_1077.xlsx)</p>	2016-17	2015-16	2014-15	2013-14	2012-13	7	6	6	6	6	<p>Please re-submit excel sheet. Provide Policy documents of institutions providing financial support to teachers, if applicable OR E-copy of ledger indicating financial assistance to teachers OR Relevant Budget extract/ expenditure</p>
2016-17	2015-16	2014-15	2013-14	2012-13								
7	6	6	6	6								
<p>6.3.3</p>	<p>Average number of professional development /administrative training programs organized by the institution for teaching and non teaching staff during the last five years</p> <p>6.3.3.1. Total number of professional development / administrative training programs organized by the Institution for teaching and non teaching staff year-wise during the last five years</p> <p>HEI Input :</p> <table border="1" data-bbox="269 1016 1317 1169"> <thead> <tr> <th>2016-17</th> <th>2015-16</th> <th>2014-15</th> <th>2013-14</th> <th>2012-13</th> </tr> </thead> <tbody> <tr> <td>4</td> <td>2</td> <td>6</td> <td>2</td> <td>2</td> </tr> </tbody> </table> <p>Attached Documents :</p> <p>1.Details of professional development / administrative training programs organized by the Institution for teaching and non teaching staff (https://assessmentonline.naac.gov.in/storage/app/hei/SSR/101065/6.3.3_1515764954_1077.xlsx)</p>	2016-17	2015-16	2014-15	2013-14	2012-13	4	2	6	2	2	<p>Provide report or copy of circular/brochure report of professional development / administrative training programs organized by the Institution.</p>
2016-17	2015-16	2014-15	2013-14	2012-13								
4	2	6	2	2								

6.3.4	Average percentage of teachers attending professional development programs viz., Orientation Program, Refresher Course, Short Term Course, Faculty Development Program during the last five years	Data mismatch 2013-17 with the supporting documents attached. Provide copy of certificate of program attendance of teachers or Annual report of IQAC of institution.		
6.3.4.1. Total number of teachers attending professional development programs, viz., Orientation Program, Refresher Course, Short Term Course, Faculty Development Programs year-wise during the last five years	HEI Input :			
2016-17	2015-16	2014-15	2013-14	2012-13
8	8	6	7	6
Attached Documents :				
1.Details of teachers attending professional development programs during the last five years (https://assessmentonline.naac.gov.in/storage/app/hei/SSR/101065/6.3.4_1515765723_1077.xlsx)				

7.1.1

Number of gender equity promotion programs organized by the institution during the last five years

7.1.1.1. Number of gender equity promotion programs organized by the institution year-wise during the last five years

HEI Input :

2016-17	2015-16	2014-15	2013-14	2012-13
03	1	4	0	1

DVV suggested Input :

2016-17	2015-16	2014-15	2013-14	2012-13
7	3	4	1	1

HEI clarification Input :

2016-17	2015-16	2014-15	2013-14	2012-13
7	3	4	1	1


Recommended Input :

2016-17	2015-16	2014-15	2013-14	2012-13
7	3	4	1	1

Attached Documents :

1.List of gender equity promotion programs organized by the institution
(https://assessmentonline.naac.gov.in/storage/app/hei/SSR/101065/7.1.1_1515671416_1077.xlsx)

Data mismatch 2013-14 and 2012-13 with the support document attached. Provide report of the event. OR Provide copy of circular/brochure report of Women's Day Celebration, Beti Bachao, Beti Padhao.

<p>7.1.4</p>	<p>Percentage of annual lighting power requirements met through LED bulbs</p> <p>7.1.4.1. Annual lighting power requirement met through LED bulbs (in KWH)</p> <p>HEI Input : 1250</p> <p>7.1.4.2. Annual lighting power requirement (in KWH)</p> <p>HEI Input : 20500</p> <p>Attached Documents :</p> <p>1.Details of lighting power requirements met through LED bulbs (https://assessmentonline.naac.gov.in/storage/app/hei/SSR/101065/7.1.4_1515672512_1077.xlsx)</p>	<p>Provide Green ; report OR Any supporting doc in proof of sam</p> 
--------------	--	---

7.1.8

Average percentage expenditure on green initiatives and waste management excluding salary component during the last five years

7.1.8.1. Total expenditure on green initiatives and waste management excluding salary component year-wise during the last five years(INR in Lakhs)

HEI Input :

2016-17	2015-16	2014-15	2013-14	2012-13
1.41	1.79	1.09	1.0	1.0

DVV suggested Input :

2016-17	2015-16	2014-15	2013-14	2012-13
1.41	1.43	1.09	1.0	0.98

HEI clarification Input :

2016-17	2015-16	2014-15	2013-14	2012-13
1.41	1.79	1.09	1.0	0.98

Recommended Input :

2016-17	2015-16	2014-15	2013-14	2012-13
1.41	1.79	1.09	1.0	0.98

Attached Documents :

1.Details of expenditure on green initiatives and waste management during the last five years
(https://assessmentonline.naac.gov.in/storage/app/hei/SSR/101065/7.1.8_1515936395_1077.xlsx)

Data mismatch
2012-13 and 20
with the suppo
document attac
Provide CA cert
extract of audit
report of exper
on green initiat
and waste
management e
salary compone

<p>7.1.9</p>	<p>Differently abled (Divyangjan) Friendliness Resources available in the institution:</p> <ol style="list-style-type: none"> 1. Physical facilities 2. Provision for lift 3. Ramp / Rails 4. Braille Software/facilities 5. Rest Rooms 6. Scribes for examination 7. Special skill development for differently abled students 8. Any other similar facility (Specify) <p>HEI Input :</p> <p>C. At least 4 of the above</p> <p>Attached Documents :</p> <p>1.Resources available in the institution for Divyangjan (https://assessmentonline.naac.gov.in/storage/app/hei/SSR/101065/7.1.9_1515749668_1077.xlsx)</p>	<p>Provide Photos videos OR Link geotagged photos videos OR Bills invoice/purchase order/AMC in screenshot of facility</p>										
<p>7.1.10</p>	<p>Number of Specific initiatives to address locational advantages and disadvantages during the last five years 7.1.10.1. Number of specific initiatives to address locational advantages and disadvantages year-wise during the last five years</p> <p>HEI Input :</p> <table border="1" data-bbox="267 997 1318 1150"> <thead> <tr> <th>2016-17</th> <th>2015-16</th> <th>2014-15</th> <th>2013-14</th> <th>2012-13</th> </tr> </thead> <tbody> <tr> <td>1</td> <td>2</td> <td>3</td> <td>2</td> <td>1</td> </tr> </tbody> </table> <p>Attached Documents :</p> <p>1.Number of Specific initiatives to address locational advantages and disadvantages (https://assessmentonline.naac.gov.in/storage/app/hei/SSR/101065/7.1.10_1515755410_1077.xlsx)</p>	2016-17	2015-16	2014-15	2013-14	2012-13	1	2	3	2	1	<p>Provide circular/brochure of specific initiatives to address locational advantages and disadvantages 2016-17.</p>
2016-17	2015-16	2014-15	2013-14	2012-13								
1	2	3	2	1								
<p>7.1.11</p>	<p>Number of initiatives taken to engage with and contribute to local community during the last five years (Not addressed elsewhere)</p> <p>7.1.11.1. Number of initiatives taken to engage with and contribute to local community year-wise during the last five years</p> <p>HEI Input :</p> <table border="1" data-bbox="267 1675 1318 1829"> <thead> <tr> <th>2016-17</th> <th>2015-16</th> <th>2014-15</th> <th>2013-14</th> <th>2012-13</th> </tr> </thead> <tbody> <tr> <td>1</td> <td>2</td> <td>3</td> <td>2</td> <td>1</td> </tr> </tbody> </table> <p>Attached Documents :</p> <p>1.Details of initiatives taken to engage with local community during the last five years (https://assessmentonline.naac.gov.in/storage/app/hei/SSR/101065/7.1.11_1515766919_1077.xlsx)</p>	2016-17	2015-16	2014-15	2013-14	2012-13	1	2	3	2	1	<p>Provide copy of circular/brochure report of English Speaking, Computer Literacy, World Arthritis Day, World Health Day, Blood Donation Camp</p>
2016-17	2015-16	2014-15	2013-14	2012-13								
1	2	3	2	1								

7.1.14	<p>The institution plans and organizes appropriate activities to increase consciousness about national identities and symbols; Fundamental Duties and Rights of Indian citizens and other constitutional obligations</p> <p>HEI Input : Yes</p> <p>Attached Documents :</p> <p>1.Details of activities organized to increase consciousness about national identities and symbols (https://assessmentonline.naac.gov.in/storage/app/hei/SSR/101065/7.1.14_1515760502_1077.xlsx)</p>	<p>Provide photos activities organ increase consci about national identities and s Fundamental D and Rights of I citizens and ott constitutional.</p>
7.1.17	<p>Number of activities conducted for promotion of universal values (Truth, Righteous conduct, Love, Non-Violence and peace); national values, human values, national integration, communal harmony and social cohesion as well as for observance of fundamental duties during the last five years</p> <p>HEI Input : 10</p> <p>Attached Documents :</p> <p>1.List of activities conducted for promotion of universal values (https://assessmentonline.naac.gov.in/storage/app/hei/SSR/101065/7.1.17_1515763073_1077.xlsx)</p>	<p>Provide the we the website or of activities like terrorism Activi National Journa Day, Uiversity Diversity, Life is Creating Yourse Synergy to Ene Power of Subcc Mind.</p>

Copyright © 2017 naac.gov.in (<http://www.naac.gov.in/>). All rights reserved.